

*April 2011 - Somewhere RV Park - Updates, Tidbits & Reminders*






From Owners & hosts, Jan & Don Nicholas

1359 E US Hwy 80 – Mineola, Texas 75773

Office: 903-569-5772

*Be sure to check out other newsletters posted in buildings and online.*

	<p><b>Now is your chance to get rid of accumulated stuff you don't need or want anymore!</b> The US Highway 80 Garage Sale is <b>April 15, 16 &amp; 17</b> and takes place all along US 80 from coast of Georgia to Ft. Worth. <b>You are welcome to set up to sell your goodies in front of the office! We will set out signs and bring several picnic tables from the park up to the office that you can set small items on.</b> (Next sale is 3<sup>rd</sup> weekend of October 2011.)</p>
	<p><b>NEW! SOLAR DRYER (Clothes Lines)</b> Behind the Fence at the Pet Park! As with electric dryers, remember to 'do unto others' and remove items as soon as they are dry. (Watch out for 'bird droppings' and 'bugs' when folding clothes – ☺)</p>
	<p><b>NEW! PET PARK IS NOW COMPLETELY FENCED! 14,000 SQ FEET OF GRASS &amp; TREES!</b></p> <ul style="list-style-type: none"> <li>• For your convenience, The "Doody Station" has plastic bags and fresh water.</li> <li>• A LOT of pets use several times a day - PLEASE 'deposit' as soon as possible.</li> <li>• PLEASE stay IN the park and keep an eye on your pet at all times.</li> <li>• Pets who 'do not play well with others' should <u>only</u> be leash free when no other pets are in the park.</li> <li>• If your pet has a tendency to 'stir up' other pets or bark at folks while IN or going TO and FROM the pet park, please 'do unto others' and remove him from the temptation as rapidly as possible.</li> </ul>
	<p><b>NEW!</b> Don has created an extra parking area for storing the infrequently used 'extras' like boats, storage trailers, etc. behind the south fence of the pet park. We (and your neighbors) appreciate your freeing up more parking area by utilizing this new area.</p>
	<p><b>NEW! Bean Bag Toss Game</b> is available at the office for you to check out/return. Don't forget to take advantage of the <b>Regulation Horseshoe pits</b> too.</p>
<p><b>DINNER? GAMES?</b></p>	<p>Anyone who wants to organize a party/potluck dinner, game night or schedule some regular play/competition is welcome to 'go for it!' We appreciate the help and will definitely participate and chip in with circulars, food and beverages, etc!</p>
	<p><b>NEW! More picnic tables!</b> New picnic tables have been added to The Pecan Tree area (Hummingbird Park) and Sand Box (behind The Roost). If you're having a group of friends over to your space, feel free to borrow one of the picnic tables for the gathering. You are also welcome to use the Weber Grill. Just be sure to return all items to original locations.</p>
	<p><b>Coupons &amp; Sales Circulars!</b> If you're into saving \$ with coupons and/or watching for sales, there is a folder at the front office in the Mail Folder Bin. Feel free to take any coupons for your use and/or donate others! A coupon folder is also available in The Roost on the book shelves. Feel free to add/remove coupons to it.</p>
	<p><b>Varmints?</b> Some helpful and inexpensive non-toxic ideas: Use cow ear tags on your meter/faucet connections to repel ants/bees. Tuck a fabric softener sheet in your pet's collar or tie onto your clothing to repel mosquitoes. Comet or Ajax sprinkled around your RV tires deters crawling bugs who want to get inside and live with you. Granulated moth balls work well in repelling snakes, crawling critters and even repel furry animals from 'toileting' where sprinkled. Insert fine grain steel wool in small openings around your RV to keep mice out.</p>

	<p><b>Pretty but ouchy! Bull Nettles are impossible to kill (roots are often 4' deep!) and grow faster than we keep up – so please watch out for them!</b> These plants are soft and fuzzy looking but the pretty fuzz is actually millions of tiny barbs that hurt like the dickens and seem to just jump onto you.</p>
	<p>The large smoker and Weber grill at the Fire Ring belong to Somewhere RV Park and are available for your use. The smaller smoker and special wood next to it belongs to Tommy &amp; Connie (space 10). Please do not use their wood or smoker without their permission.</p>
<p><b>TRASH</b></p>	<p><b>There is a dumpster &amp; recycle bin at the East end of the Nester's Park. Please do not dispose of daily trash in recycle bin, doody deposits, burn ring, burn ring/picnic area cans, or buildings.</b> Pssst ... We have lots of extra coffee cans available for you to use as a 'butt' receptacle if you need one near your RV. Just add sand – we have plenty!</p>
<p><b>DVD'S</b></p>	<p>DVDs are available for check out (free) at the office. Please check through your 'stuff' to make sure you have returned any DVD's you may have forgotten to return. We have several empty boxes of DVDs that were returned without the disk, so we'd appreciate it if you'd double check that too. As always, donations of DVDs, games, etc. are appreciated!</p>
<p><b>HINTS TO SAVE YOU GRIEF, AGGRAVATION, YUCKY REPAIRS AND \$\$</b></p> 	<p><b>ALWAYS USE</b> septic safe toilet paper (which breaks down into liquid) such as Scott Tissue or RV Tissue. <b>NEVER flush:</b> feminine products, paper towels, Kleenex, cigarette butts, foods, kitty litter or anything other than human waste. <b>Never clean with</b> any product containing bleach or formaldehyde (these destroy the necessary bacteria in RV park septic systems.) <b>BLACK WATER:</b> <u>Do not leave your black water hose/connection open.</u> Keep things 'floating' to prevent accumulation and/or build up in your holding tank and hoses. Always use plenty of water in order to keep things 'floating'. When 2/3 full, drain black water holding tank first and follow with grey water, which will help flush out black water/septic hose. After dumping, be sure to close the dump valve and then add water to holding tank by flushing several times. You may also want to use an RV wand to hose down interior walls of holding tank and dump again. (If your black water gauge doesn't work – a good rule of thumb is dump at least once a week.)</p>
<p><b>IDEAS - REMINDERS FOR OUR NESTER'S PARK</b></p>	
<p><b>Neighborhood Watch?</b></p>	<p>It has been suggested that we provide a list of monthly residents in the Nester's Park. This sounds like a good way for us to get to know and watch out for each other. <b>Please advise by May 1 if you do NOT want your name - and/or phone number included.</b> List would be distributed to your mail folder on the 1<sup>st</sup> of each month.</p>
	<p>Providing and maintaining a neat &amp; orderly park is key to our business and we need your help and co-operation to keep spaces uncluttered and neat.</p> <ul style="list-style-type: none"> <li>• Please keep misc. small items stored neatly and out of sight <b>BEHIND</b> your RV <b>or you may want to consider approved extra storage such as ...</b></li> <li>• A fence panel area like the one shown (space 20) may be built in front of 5<sup>th</sup> wheel or behind pull trailer. See us or Paul (space 21) about construction methods.</li> <li>• Attractive waterproof outdoor storage bins similar to one shown. There are a variety of sizes available and some can even be used for extra seating.</li> </ul>
 <p><i>Awesome neatness! The perfect yard</i></p>	<p>Thanks to all of you who are working hard to keep a neat/pretty yard! We do have a "YARD OF THE MONTH" sign that we will set in pretty 'yards' from time to time. It isn't much, but we do show our appreciation on our behalf and the RV neighborhood in general. Feel free to water your yard (add a Y-hose connector to your water connection) and if you want to maintain or spiff up your own area – we have shovels, spades, rakes, push mower and weed eater you are welcome to borrow.</p>
<p><b>REMINDER!</b></p>	<p>Save yourself some headaches! Be sure to check your electrical, sewer hose and water hoses frequently for loose fittings or tears/breaks!</p>